



### District Report Card: 2017


<b>State:</b> Bihar	<b>District:</b> Gaya
<b>Class:</b> 3	<b>Subject:</b> Language
<b>Schools:</b> 61	<b>Students:</b> 1246


### Participation/Coverage


#### Students

<div>GENDER</div> <div></div>	Boys		Girls	
	Number	%	Number	%
	607	48.72	639	51.28

<div>AREA</div> <div></div>	Rural		Urban	
	Number	%	Number	%
	1211	97.19	35	2.81

<div>CATEGORY</div> <div></div>	SC		ST		OBC		GEN	
	Number	%	Number	%	Number	%	Number	%
	493	39.57	21	1.69	620	49.76	112	8.99

<div>CWSN</div> <div></div>	LD	VI	HI	S&LD	ID	Oth
	1	1	1	1	2	0

<div>Management</div> <div></div>	Government		Government-aided	
	Number	%	Number	%
	1246	100.00	0	0.00

### Average Performance of Students in Language (%)

Overall	Gender		Area		Management		Social Group			
	Male	Female	Rural	Urban	Govt.	Aided	SC	ST	OBC	GEN
69.97	69.36	70.55	69.96	70.10	69.97	0.00	67.55	64.13	71.01	75.95

## Performance on Learning Outcomes (LOs)

Learning Outcomes	Description	Average Performance(%)
L304	Reads small texts with comprehension i.e., identifies main ideas, details, sequence and draws conclusions	70.48
L312	Reads printed scripts on the classroom walls: poems, posters, charts etc.	68.94

Range of Performance of Students who Answered Correctly							
Below 30%		30% - 50%		50% - 75%		Above 75%	
Number	%	Number	%	Number	%	Number	%
68	5.46	181	14.53	420	33.71	577	46.31

## Lowest Performing Learning Outcomes (LOs)

1 - Reads printed scripts on the classroom walls: poems, posters, charts etc. (68.94)

2 - Reads small texts with comprehension i.e., identifies main ideas, details, sequence and draws conclusions (70.48)